









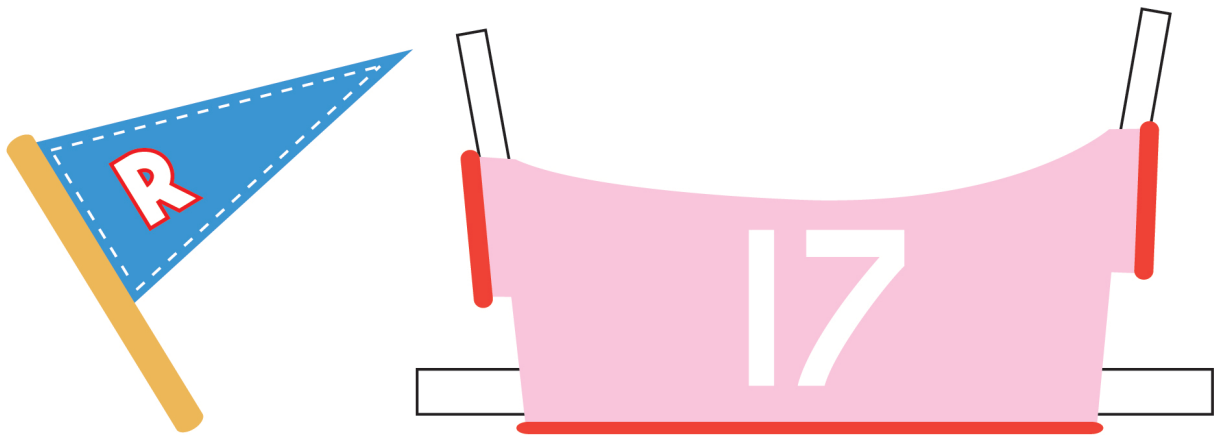


DRESS UP Ricecracker




Carefully cut around Ricecracker and the accessories leaving tabs. Use tabs to fold around Ricecracker to fix the outfits!

Tip: Best printed onto card or thick paper, or you can glue to a card backing.



fold backwards



fold backwards

fold backwards